



# WASTE MANAGEMENT

## End of Year Report



Welcome to your 40 Spring Gardens environmental report which shows you the breakdown of your waste by type, and what has happened to it once it has been collected. This report will cover

- Amount of waste diverted from landfill.
- Proportion of recycled waste.
- Waste sent for energy recovery
- The breakdown of recycled materials by type
- Equivalents of energy generated through AD and RDF

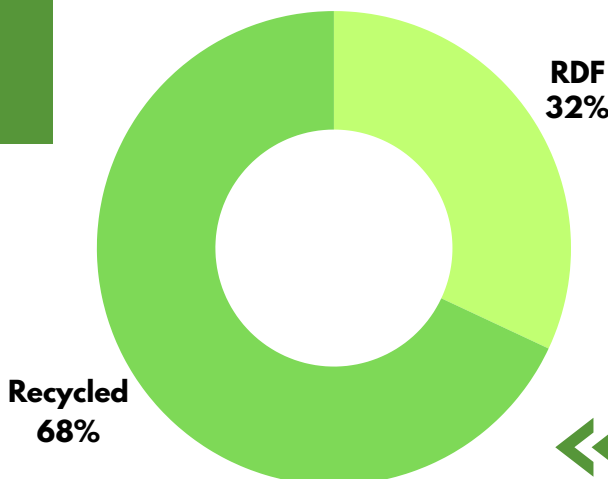
### WHAT IS ENERGY RECOVERY?



Energy Recovery includes Anaerobic Digestion (AD) and Refuse Derived Fuel (RDF)

AD relates to food waste only and is a natural process in which plant and animal materials are converted by micro-organisms in the absence of air. The process releases biogas to be used as energy.

RDF relates to non-recyclable general waste being shredded, dried, baled and then finally burned to produce electricity.



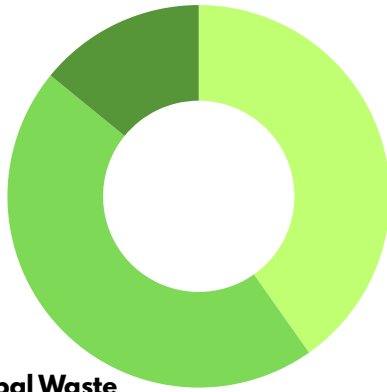
### WASTE BREAKDOWN (KG)

Recycled - 27,578kg  
RDF - 12,959kg



# WEIGHT BY MATERIAL (KG)

Paper & Cardboard  
14.1%



Glass  
40.2%

Mixed Municipal Waste  
45.7%

Glass - 16,304kg


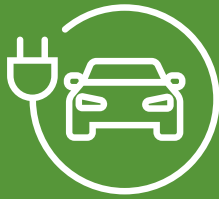
Mixed Municipal Waste - 18,513kg

Paper & Cardboard - 5,720kg

## COMING IN 2024

In 2024 we intend to roll out Food Waste Recycling following its success at 201 Deansgate. Keep an eye out for updates in Q1.

**31,296**  
MILES DRIVEN  
IN A FAMILY  
ELECTRIC CAR



**42**  
FRIDGE FREEZERS  
POWERED FOR A  
YEAR

**116**  
TV'S POWERED  
FOR A YEAR



**6774**  
WASHING MACHINE  
CYCLES

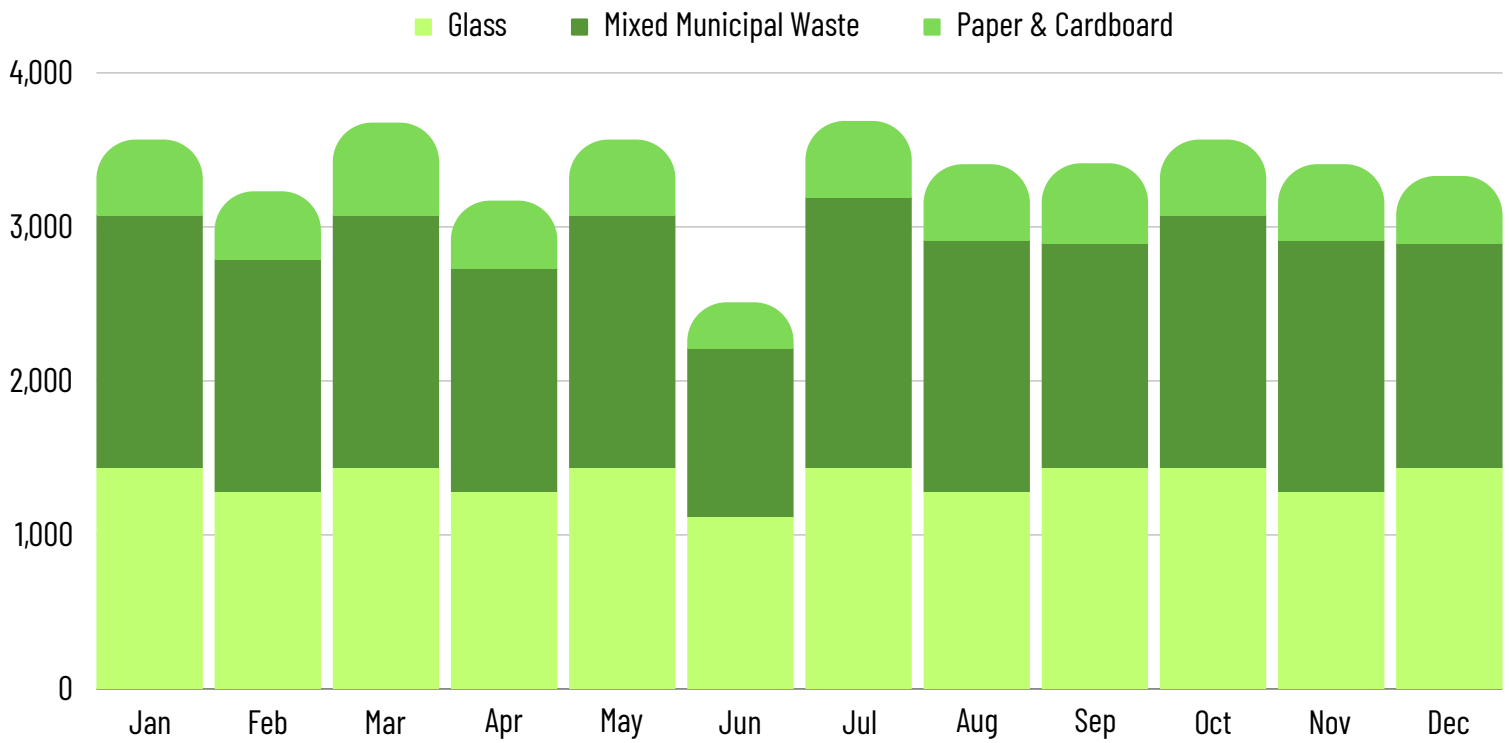
**Each tonne of RDF  
produces 575 kWh of  
energy**

**40 Spring Gardens  
Produced 7,451 kWh  
of Energy**





# SITE MONTHLY BREAKDOWN



material	Jan	Feb	Mar	Apr	May	Jun	Jul	Aug	Sep	Oct	Nov	Dec
Glass	1438.56	1278.72	1438.56	1278.72	1438.56	1118.88	1438.56	1278.72	1438.56	1438.56	1278.72	1438.56
Mixed Municipal Waste	1633.5	1512.5	1633.5	1452	1633.5	1089	1754.5	1633.5	1452	1633.5	1633.5	1452
Paper & Cardboard	495	440	605	440	495	302.5	495	495	522.5	495	495	440
Total	3567.06	3231.22	3677.06	3170.72	3567.06	2510.38	3688.06	3407.22	3413.06	3567.06	3407.22	3330.56

**THANK YOU FOR ALL YOUR SUPPORT**

**To discuss any of this in more detail or to discuss improvements and initiatives for 2024. Do get in touch with your 40 Spring Gardens Building Management**