



WASTE MANAGEMENT

End of Year Report



Welcome to your 11 Portland Street environmental report which shows you the breakdown of your waste by type, and what has happened to it once it has been collected. This report will cover

- Amount of waste diverted from landfill.
- Proportion of recycled waste.
- Waste sent for energy recovery
- The breakdown of recycled materials by type
- Equivalents of energy generated through AD and RDF

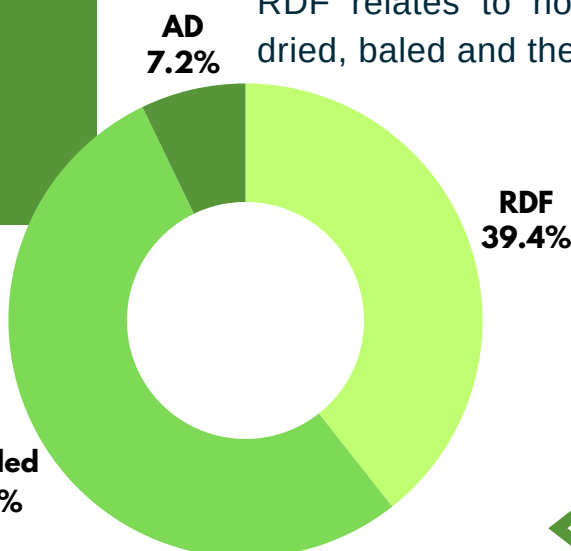
WHAT IS ENERGY RECOVERY?



Energy Recovery includes Anaerobic Digestion (AD) and Refuse Derived Fuel (RDF)

AD relates to food waste only and is a natural process in which plant and animal materials are converted by micro-organisms in the absence of air. The process releases biogas to be used as energy.

RDF relates to non-recyclable general waste being shredded, dried, baled and then finally burned to produce electricity.

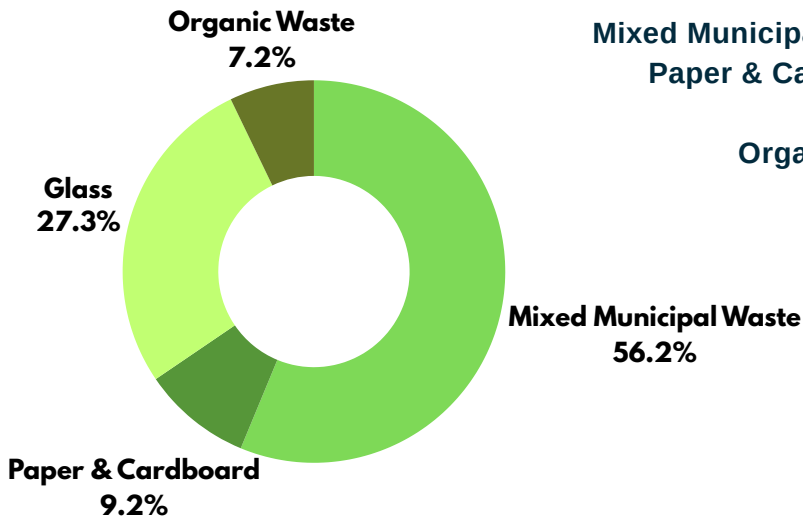


WASTE BREAKDOWN (KG)

Recycled - 71,251kg
 RDF - 52,472kg
 AD - 9,540kg



WEIGHT BY MATERIAL (KG)

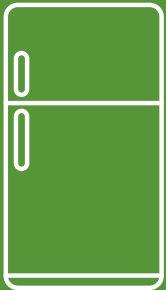


Mixed Municipal Waste - 74,960kg
Paper & Cardboard - 12,320kg
Glass - 36,444kg
Organic Waste - 9,540kg

FOOD WASTE

Food waste recycling is becoming a greater priority for many of our occupiers and their sustainability objectives here at 11 Portland Street. If you require a food caddy for your business. Please do get in touch with your Building Manager for more information.

133,750
MILES DRIVEN
IN A FAMILY
ELECTRIC CAR



179
FRIDGE FREEZERS
POWERED FOR A
YEAR

ENERGY EQUIVALENTS

498
TV'S POWERED
FOR A YEAR



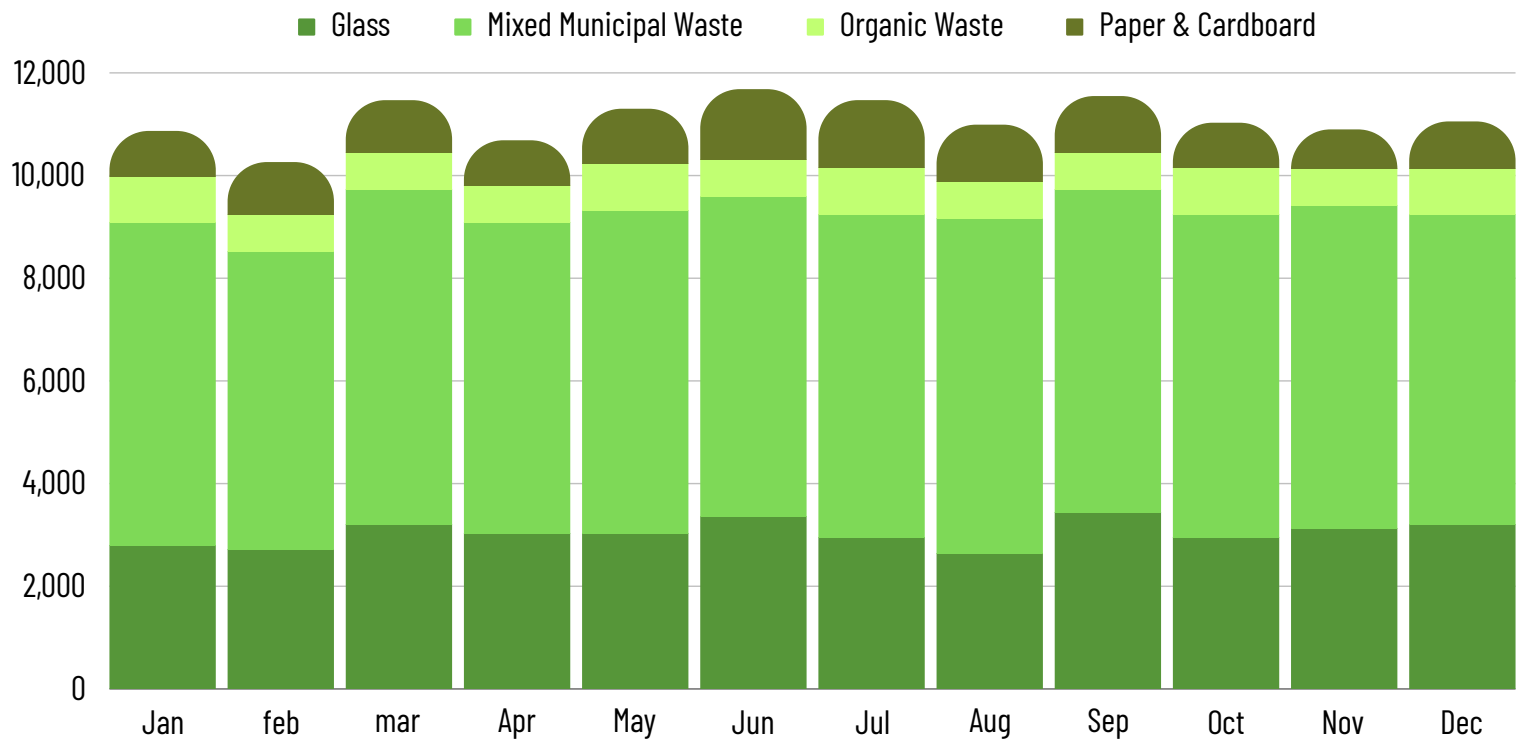
28,950
WASHING MACHINE
CYCLES

Each tonne of RDF
produces 575 kWh of
energy

11 Portland Street
Produced 32,000 kWh
of Energy



SITE MONTHLY BREAKDOWN



Material	Jan	Feb	Mar	Apr	May	Jun	Jul	Aug	Sep	Oct	Nov	Dec
Glass	2797.2	2717.28	3196.8	3036.96	3036.96	3356.64	2957.04	2637.36	3436.56	2957.04	3116.88	3196.8
Mixed Municipal Waste	6292	5808	6534	6050	6292	6231.5	6292	6534	6292	6292	6292	6050
Organic Waste	900	720	720	720	900	720	900	720	720	900	720	900
Paper & Cardboard	880	1017.5	1017.5	880	1072.5	1375	1320	1100	1100	880	770	907.5
Total	10869.2	10262.78	11468.3	10686.96	11301.46	11683.14	11469.04	10991.36	11548.56	11029.04	10898.88	11054.3

THANK YOU FOR ALL YOUR SUPPORT

To discuss any of this in more detail or to discuss improvements and initiatives for 2024. Do get in touch with your 11 Portland Street Building Management